



Healthier Air thanks to AirPure Kit

Thanks to the AirPure kit which can be embedded in the indoor unit, Hi-Home system can providing customers healthier living environment.

Various Indoor Units Catering to Interior Decoration

Hisense HVAC offers 13 different types of indoor units, providing customers with a variety of choices to better blend in with interior decoration.



Specification



Model	AVW-27 HJFUE1	AVW-34 HJFUE1	AVW-42 HJFUE1	AVW-48 HJFUE1	AVW-54 HJFUE1	AVW-63 HJFUE1	AVW-68 HJFUE1		
Power Supply	AC 1φ, 220~240V/50Hz, 220V/60Hz								
Cooling Capacity	kW	8.0	10.0	12.0	14.0	15.5	18.0	19.5	
Heating Capacity	kW	9.5	10.2	14.0	16.0	17.0	20.0	21.5	
EER	kW/kW	3.85	3.93	3.90	3.70	3.50	3.02	2.94	
COP	kW/kW	4.42	4.04	4.06	4.05	3.81	3.50	3.14	
Sound Pressure Level	dB(A)	52	55	57	56	56	56	57	
Quantity of Connectable IDUs	Qty	3	4	5	6	6	9	10	
Height Difference between ODU and IDU	m	20/20	20/20	20/20	30/20	30/20	30/20	30/20	
Height Difference between IDUs	m	3.5	3.5	3.5	3.5	3.5	5	5	
Net Dimensions (H×W×D)	mm	800×950×370		990×950×320		840×1100×390			
Ref. Piping	Gas	mm	φ15.88	φ15.88	φ15.88	φ15.88	φ15.88	φ19.05	φ19.05
		inch	5/8	5/8	5/8	5/8	5/8	3/4	3/4
	Liquid	mm	φ9.53	φ9.53	φ9.53	φ9.53	φ9.53	φ9.53	φ9.53
		inch	3/8	3/8	3/8	3/8	3/8	3/8	3/8

Note:
 1. Rated cooling capacity and rated heating capacity are tested in the following conditions:
 Cooling conditions: indoor air inlet temperature: 27°C DB 19°C WB, Outdoor air inlet temperature: 35°C DB, pipe length: 7.5m, pipe height difference: 0m
 Heating conditions: indoor air inlet temperature: 20°C DB, Outdoor air inlet temperature: 7°C DB 6°C WB, pipe length: 7.5m, pipe height difference : 0m

Hisense

Qingdao Hisense HVAC Equipment Co., Ltd.
 Hisense Tower, Qingdao, China

<http://www.hisensehvac.com>
hsexport@hisense.com
[Hisense HVAC](#)
[Hisense HVAC](#)
[Hisense HVAC](#)

HCAC-LL-HIHOME202308

* Design and specifications are subject to change without notice. Pictures and diagrams are for reference only and are subject to change without notice.
 All rights reserved by Qingdao Hisense HVAC Equipment Co., Ltd.


Enjoy a smart and comfortable home



Hi-Home SERIES

Exclusive solution for real estate

8kW to 19.5kW



Wide Capacity Range

The capacity range of Hi-Home series is from 8kW to 19.5kW, which can easily meet the air-conditioning needs of various types of houses.

Wide Operating Range


Hi-Home series can operate stably in a wide ambient temperature range: from 10°C to 52*°C DB in cooling mode and from -15°C to 23°C WB in heating mode.



Note: * When the temperature is 48°C to 52°C, the system is under intermittent operation.

Patented 360° Fitted Refrigerant Cooling Technology

Hi-Home series unit uses refrigerant cooling technology to cool the electrical control box. It overcomes the poor heat dissipation and high ambient temperature issues to maintain efficient operation even at harsh environment. Compared with air-cooled technology, the temperature inside the electrical box can be reduced by up to 10%.



Auto Night Quiet Control

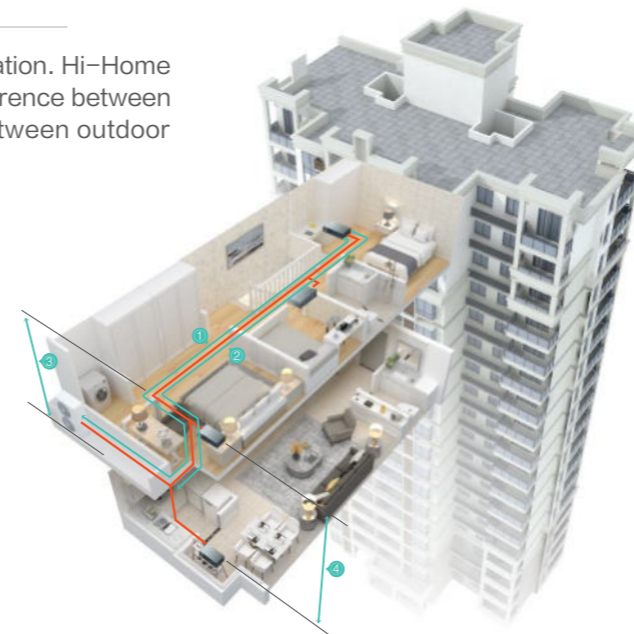
In general, people are more sensitive to noise at night. Hi-Home series unit is featured with auto night quiet mode. The mode can be activated when necessary, achieving a quiet environment.



Long Piping Length

Increased piping length allows flexible design and installation. Hi-Home series offers total piping length of 100m, max. height difference between outdoor and indoor units of 30m, max. piping length between outdoor unit and farthest indoor unit is 70m.

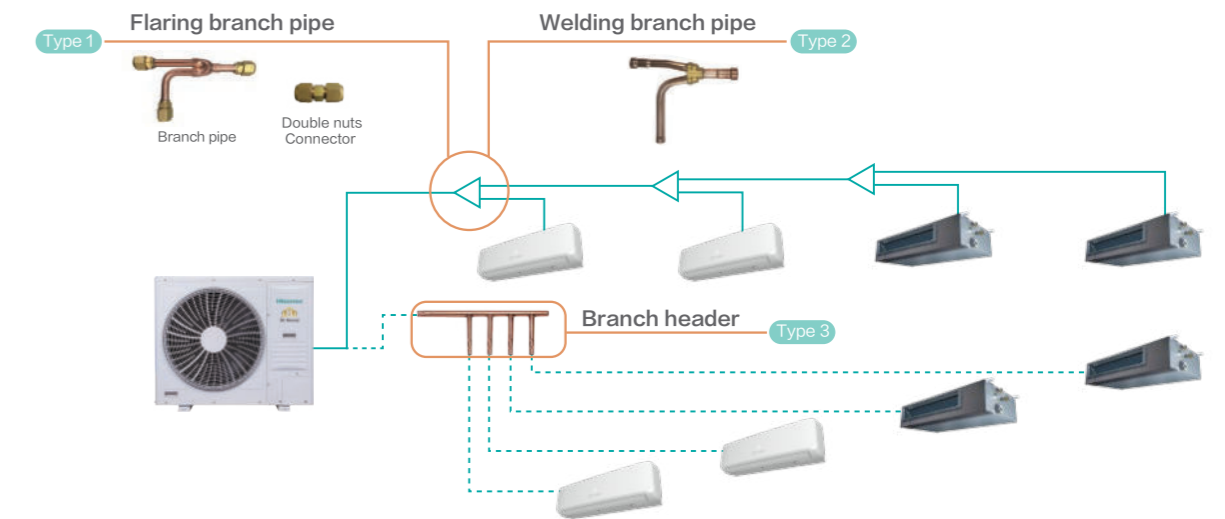
- 1 Max. total piping length: L1
Max. piping length: L2
- 2 Max. piping length between 1st branch pipe and indoor unit: L3
- 3 Height difference between outdoor and indoor unit
Outdoor unit is higher: H1
Outdoor unit is lower: H2
- 4 Max. height difference between indoor units: H3



Capacity(kW)	8	10	12	14	15.5	18	19.5
Max. total piping length L1	30	30	40	70	70	100	100
Max. piping length L2	25	25	25	60	60	70	70
Max. piping length between the first branch pipe and the farthest indoor unit L3	10	15	20	30	30	30	30
Height difference between ODU and IDU	Outdoor unit is higher H1	20	20	30	30	30	30
	Outdoor unit is lower H2	20	20	20	20	20	20
Height difference between IDUs H3	3.5	3.5	3.5	3.5	3.5	5.0	5.0

Multiple Piping Connection Types

There are three piping connection types for Hi-Home series, namely, through branch pipes, flare-nuts and branch headers, providing multiple options for installers. What's more, compared with the multi split unit, there are only two connection points in the outdoor units, with less risk of refrigerant leakage.



Smart Control System

Through the unique smart control system of Hisense HVAC, users can control the operation of the air conditioner anytime and anywhere.

