

Indoor Unit

Indoor Unit

Compact 4-Way Cassette Type

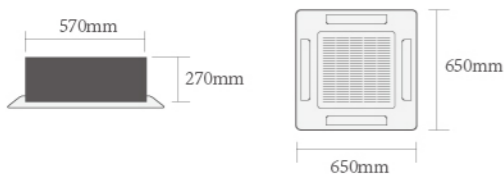


Models: AVC-07~17*AB Model

Unit:mm

Compact Design

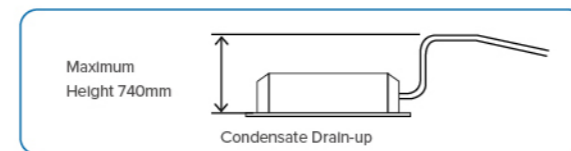
Panel sizes are unified to a 650mm square, neat and elegance, and fit small ceiling panel, making installation easier in grid ceilings.



Convenience for Washing Filter

"FILTER" will be shown on the display of the remote control switch after approximately 1200 hours operation. And the filter can be taken out conveniently.

Drain-up Mechanism as Standard Part

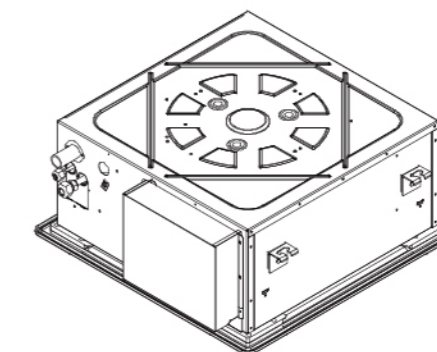
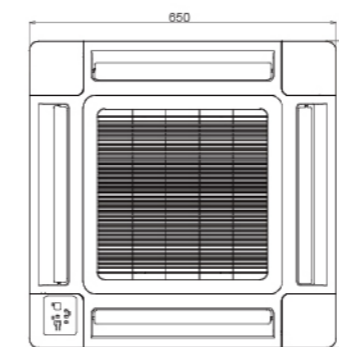
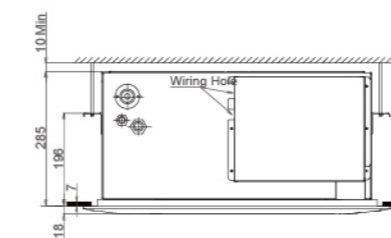
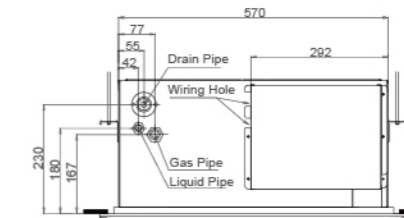
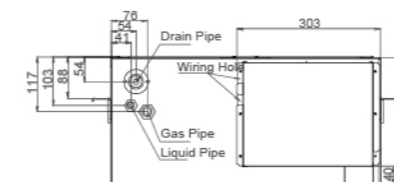
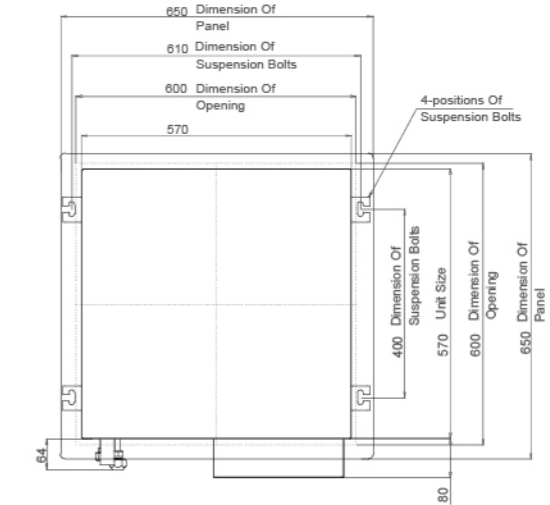
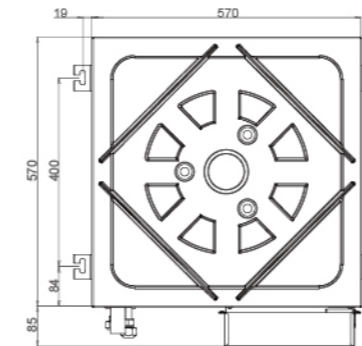


* The wireless remote controller HYE-Q01 is standard for Compact 4-Way Cassette Type



Broad Range of Air Supply

The recommended installation height is 2.5 meter, and it's can also be adapted for high ceiling installation, by using the fan motor speed-up setting. To shift to SHi setting, connect cable terminal of SHi to the power line of the fan motor.



Indoor Unit		Compact 4-Way Cassette Type					
Model Power Supply	AC1Φ 220-240V/50Hz	AVC-07URCSAB	AVC-09URCSAB	AVC-12URCSAB	AVC-14URCSAB	AVC-17URCSAB	
	AC1Φ 220V/60Hz	AVC-07UR2SAB	AVC-09UR2SAB	AVC-12UR2SAB	AVC-14UR2SAB	AVC-17UR2SAB	
Nominal Cooling Capacity	KW	2.2	2.8	3.6	4.3	5.0	
	Kcal/h	1,900	2,400	3,100	3,700	4,300	
	Btu/h	7,500	9,600	12,300	14,700	17,100	
Nominal Heating Capacity	KW	2.8	3.3	4.2	4.9	5.6	
	Kcal/h	2,400	2,800	3,600	4,200	4,800	
	Btu/h	9,600	11,300	14,300	16,700	19,100	
Noise Level (H/M/L)	dB(A)	39-34-30	39-34-30	39-34-30	41-38-33	44-41-37	
Outer Dimensions	H	mm	270	270	270	270	270
	W	mm	570	570	570	570	570
	D	mm	570	570	570	570	570
Net Weight	Kg	20	20	20	20	20	
Air Flow Rate (H/M/L)	m³/h	570/480/384	570/480/384	570/480/384	654/564/456	792/690/588	
Motor Power	W	63	63	63	71	89	
Piping Connections		Flare-nut Connection(with Flare Nuts)					
Liquid Line	mm	Φ6.35	Φ6.35	Φ6.35	Φ6.35	Φ6.35	
Gas Line	mm	Φ12.7	Φ12.7	Φ12.7	Φ12.7	Φ12.7	
Condensate Drain		VP25(Outer Diameter Φ32)					
Packing Volume	m³	0.18	0.18	0.18	0.18	0.18	
Standard Accessories		Suspension Drackets					
Panel Model		HPE-A-NA					
Cabinet Color		Neutral White					
Outer Dimensions	H	mm	30	30	30	30	30
	W	mm	650	650	650	650	650
	D	mm	650	650	650	650	650
Net Weight	Kg	2.4	2.4	2.4	2.4	2.4	
Packing Volume	m³	0.07	0.07	0.07	0.07	0.07	

NOTES:

1.The nominal cooling capacity and heating capacity are based on following conditions:
 Cooling Operation Conditions
 Indoor Air Inlet Temperature: 27°C DB(80°F DB), 19.0°C WB(66.2°F WB)
 Outdoor Air Inlet Temperature: 35°C DB(95°F DB)
 Piping Length: 7.5 Meters Piping Lift: 0 Meter
 Heating Operation Conditions
 Indoor Air Inlet Temperature: 20°C DB(68°F DB)
 Outdoor Air Inlet Temperature: 7°C DB(45°F DB), 6°C WB(43°F WB)

2.The sound pressure level is based on following conditions: 1.5m beneath the unit.
 The above data was measured in an anechoic chamber so that reflected sound should be taken into consideration in the field.